

MAX-E1/31[®] INVERTER DUTY



MAX-E1/31 FEATURES

- Insulated bearing for 324TS and larger to reduce shaft current
- HPE™ - High Pulse Endurance Wire
- Non-hygroscopic, Inverter-grade insulation process
- High-grade, electro-magnetic steel laminations for low core loss and high efficiency
- All cast-iron construction including frame, end brackets, fan cover and conduit box for rigidity and excellent corrosion resistance
- Reinforced end turn lacing
- Neoprene lead separator
- High performance bearings of degassed steel
- 90° rotatable oversized cast iron conduit box for easy connection
- Service factor 1.0 on PWM power
- 40°C ambient
- Suitable for Class I, Division II, Groups B, C and D
- Corrosive-resistant non-sparking external fan
- Dynamically balanced pressure die-cast aluminum rotor
- Epoxy or phenolic rust-proof base coat
- Zn-Cd coated hardware
- Meets/Exceeds NEMA MG1, Part 31
- Built-in thermostats, one per phase
- IP55 Enclosure
- Stainless Steel Nameplate
- Suitable for 10:1 Constant, 20:1 Variable
- Service factor 1.15 on sign wave power



TECO- Westinghouse Motor Company offers a complete line of motors and AC inverters for your application needs.

PERFORMANCE DATA

(460V)

Cat. No.	HP	Full Load RPM	Frame Size	Nom. Eff. (%)	Full Load		Current			Torque		OHMS/PH-EQUIV. WYE CIRCUIT (AT RATED OPERATING TEMP. 25°C)					Rotor Wk ² lb-ft ²	NEMA Code LTR	Approx weight lbs
					Power Factor (%)	Full Load (A)	Locked Rotor (A)	Full Load lb-ft	Locked Rotor %FLT	Pull Up %FLT	Break Down %FT	R1	R2	X1	X2	Xm			
Y0014	1	1745	143T	85.5	73.0	1.50	15	3.009	310	280	410	6.844	8.085	16.35	10.90	283.7	0.103	N	55
Y0016		1150	145T	84.0	66.0	1.69	15	4.556	260	215	320	7.332	10.39	21.28	14.55	225.8	0.136	N	62
Y1/52	1.5	3465	143T	84.0	83.5	2.00	20	2.273	340	280	350	5.117	5.382	7.587	10.04	252.9	0.052	M	55
Y1/54		1730	145T	86.5	78.0	2.08	20	4.552	300	260	360	4.799	6.397	12.42	8.307	234.6	0.118	M	62
Y1/56	2	1170	182T	87.5	65.5	2.45	20	6.731	210	190	350	2.994	4.456	10.27	13.80	156.2	0.313	M	95
Y0022		3465	145T	86.5	86.0	2.52	25	3.031	350	315	390	3.728	4.956	6.493	8.804	244.1	0.064	L	62
Y0024	2	1730	145T	86.5	77.5	2.79	25	6.070	320	270	360	3.365	5.444	9.529	6.416	178.2	0.136	L	62
Y0026		1170	184T	87.5	67.5	3.17	25	8.975	200	185	310	2.016	3.235	7.630	10.39	121.0	0.392	L	114
Y0032	3	3495	182T	87.5	90.5	3.55	32	4.507	280	250	340	2.167	2.475	4.193	6.008	219.5	0.190	K	95
Y0034		1755	182T	88.5	82.5	3.85	32	8.975	240	180	350	1.986	2.131	4.717	5.801	140.5	0.348	K	95
Y0036	5	1165	213T	87.5	76.5	4.20	32	13.52	220	180	300	1.879	2.725	6.609	7.841	127.9	0.744	K	167
Y0052		3480	184T	88.5	92.5	5.72	46	7.544	290	230	320	1.280	1.584	2.990	4.324	196.2	0.272	J	114
Y0054	5	1745	184T	89.5	86.0	6.08	46	15.04	210	160	320	1.178	1.318	3.115	3.955	106.4	0.477	J	114
Y0056		1155	215T	89.5	80.5	6.50	46	22.73	200	195	280	1.153	1.709	3.905	4.810	81.30	1.058	J	189
Y7/52	7.5	3510	213T	91.0	89.0	8.67	63.5	11.22	200	175	275	0.490	0.745	1.932	3.678	100.6	0.448	H	167
Y7/54		1755	213T	91.0	86.5	8.92	63.5	22.44	270	210	300	0.670	0.818	2.120	2.471	70.84	0.790	H	167
Y7/56	10	1170	254T	91.0	81.0	9.53	63.5	33.66	240	215	270	0.663	0.882	2.128	3.213	58.09	2.158	H	288
Y0102		3510	215T	91.0	90.5	11.4	81	15.96	220	180	260	0.359	0.587	1.208	2.349	90.98	0.573	H	189
Y0104	10	1755	215T	91.0	88.0	11.6	81	29.92	260	190	290	0.521	0.693	1.598	1.893	62.86	1.024	H	189
Y0106		1170	256T	90.2	81.5	12.7	81	44.87	240	200	260	0.498	0.674	1.616	2.505	46.45	2.657	H	332
Y0152	15	3525	254T	92.4	92.5	16.6	116	22.34	210	180	270	0.316	0.428	1.189	1.855	70.78	1.088	G	288
Y0154		1765	254T	92.4	88.0	17.3	116	44.62	245	180	270	0.262	0.377	1.198	1.630	42.39	2.179	G	288
Y0156	20	1175	284T	91.0	83.5	18.5	116	67.03	240	180	240	0.331	0.449	1.168	2.251	39.63	6.255	G	429
Y0202		3520	256T	92.4	92.5	21.9	145	29.83	210	180	260	0.241	0.363	0.903	1.502	66.33	1.407	G	332
Y0204	20	1765	256T	91.7	87.5	23.3	145	59.49	230	180	260	0.191	0.342	0.904	1.199	38.44	2.741	G	332
Y0206		1170	286T	91.0	84.0	24.5	145	89.75	200	170	230	0.249	0.361	0.994	1.862	34.90	7.961	G	475
Y0252	25	3545	284TS	91.7	91.0	28.1	182.5	37.03	175	135	250	0.137	0.232	0.792	1.177	45.79	2.507	G	418
Y0254		1765	284T	93.0	87.0	28.9	182.5	74.37	210	165	240	0.118	0.258	0.738	1.192	30.69	4.425	G	429
Y0256	30	1170	324T	92.4	82.0	30.9	182.5	112.2	200	170	220	0.142	0.272	0.828	1.403	25.87	10.887	G	664
Y0302		3545	286TS	91.7	91.0	33.7	217.5	44.43	175	140	240	0.100	0.180	0.620	0.927	33.60	2.831	G	455
Y0304	30	1765	286T	93.0	87.5	34.5	217.5	89.24	230	170	250	0.096	0.223	0.652	1.054	26.73	5.044	G	475
Y0306		1175	326T	93.0	80.5	37.5	217.5	134.1	210	180	230	0.111	0.221	0.672	1.155	21.50	12.372	G	724
Y0402	40	3550	324TS	94.1	90.0	44.2	290	59.16	150	130	240	0.067	0.098	0.480	0.851	28.90	3.590	G	618
Y0404		1770	324T	93.6	89.5	44.7	290	118.7	220	170	240	0.088	0.166	0.496	0.821	26.06	8.624	G	664
Y0406	50	1180	364T	93.6	86.0	46.5	290	178.0	200	180	230	0.077	0.164	0.464	0.773	18.11	17.936	G	898
Y0502		3550	326TS	94.1	91.0	54.7	362.5	73.95	150	130	240	0.051	0.096	0.394	0.699	27.74	4.488	G	693
Y0504	50	1770	326T	93.6	89.5	55.9	362.5	148.3	220	170	240	0.063	0.118	0.369	0.623	19.60	10.123	G	724
Y0506		1180	365T	93.6	86.0	58.2	362.5	222.5	200	170	220	0.065	0.129	0.370	0.628	14.58	21.386	G	928
Y0602	60	3545	364TS	93.6	93.5	64.2	435.0	88.86	140	125	230	0.043	0.091	0.372	0.413	24.29	7.379	G	818
Y0604		1775	364T	94.5	86.0	69.1	435.0	177.5	200	170	230	0.041	0.088	0.283	0.522	11.81	11.739	G	898
Y0606	75	1180	404T	94.1	88.5	67.5	435.0	267.0	210	170	230	0.053	0.101	0.301	0.494	13.55	30.289	G	1166
Y0752		3545	365TS	93.6	93.5	80.2	542.5	111.1	135	125	230	0.032	0.078	0.300	0.334	21.12	8.721	G	880
Y0754	75	1775	365T	94.5	87.0	85.4	542.5	221.8	200	170	220	0.030	0.069	0.229	0.433	10.63	14.674	G	928
Y0756		1180	405T	94.1	88.0	84.8	542.5	333.7	220	180	250	0.039	0.079	0.229	0.385	10.96	36.239	G	1298
Y1002	100	3560	405TS	95.0	91.0	108	725.0	147.5	140	120	250	0.019	0.038	0.221	0.282	13.63	10.773	G	1144
Y1004		1775	405T	94.5	89.0	111	725.0	295.8	200	165	250	0.022	0.050	0.200	0.270	8.745	26.637	G	1298
Y1006	125	1180	444T	94.5	84.5	117	725.0	445	200	156	220	0.0721	0.150	0.5463	0.4103	17.0112	56.00	C	1550
Y1252		3560	444TS	94.5	88.0	141	907.5	186	108	87	220	0.0379	0.0999	0.3853	0.3555	24.3227	17.00	B	1450
Y1254	150	1780	444T	94.5	87.8	141	907.5	368	200	145	220	0.0412	0.1427	0.3476	0.3125	19.743	45.00	C	1550
Y1256		1181	445T	94.5	85.7	145	907.5	555	200	153	220	0.0523	0.1136	0.3884	0.2920	11.5632	68.00	C	1900
Y1502	150	3565	445TS	94.5	88.5	168	1085	221	107	87	210	0.0327	0.0893	0.3361	0.3075	21.9881	20.00	B	1550
Y1504		1782	445T	95.0	88.0	168	1085	442	200	143	210	0.0333	0.1202	0.2926	0.2709	17.994	52.00	C	1700
Y1506	200	1182	447T	95.0	86.5	171	1085	666	200	152	210	0.0405	0.1329	0.3118	0.3019	14.2022	103.00	C	2200
Y2002		3570	447TS	95.0	89.0	221	1450	294	103	82	210	0.0223	0.0549	0.2182	0.2685	14.9937	35.00	B	2150
Y2004	250	1784	447T	95.0	88.4	223	1450	587	200	143	210	0.0241	0.0868	0.2080	0.1839	13.7308	74.00	C	2350
Y2006		1185	449T	95.0	84.7	233	1450	885	200	150	210	0.0323	0.1153	0.2651	0.2619	12.6654	123.00	C	2650
Y2502	250	3575	449TS	95.4	90.0	273	1825	367	103	83	210	0.0154	0.0695	0.1728	0.2017	14.542	45.00	B	2450
Y2504		1785	449T	95.4	89.0	276	1825	735	200	142	210	0.0200	0.0773	0.1794	0.1639	12.9071	87.00	C	2650
Y2506	300	1187	449T	95.0	85.2	289	1825	1105	122	100	210	0.0257	0.0629	0.1804	0.1473	7.7927	138.00	B	2950
Y3002		3575	449TS	95.4	90.0	327	2200	440	102	81	210	0.0128	0.0550	0.1344	0.1567	11.515	53.00	B	2800
Y3004	1785	449T	95.4	89.4	329	2200	882	111	92	210	0.0149	0.0612	0.1362	0.1252	9.2712	95.00	B	2850	

- NOTE:
1. The above are typical values based on test according to ANSI/IEEE standard 112, Method B.
 2. Tolerance according to NEMA MG 1-12 & IEC 34-1.
 3. Efficiency, power factor, speed and torque are the same for other voltages. Current values vary inversely with voltage.
 4. Data subject to change without notice.

OUTLINE DIMENSIONS

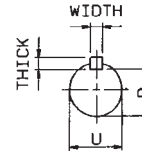
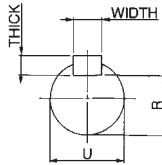
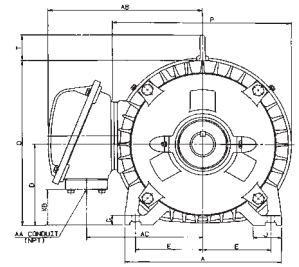
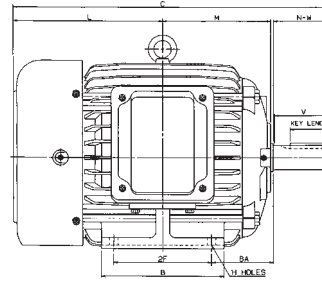
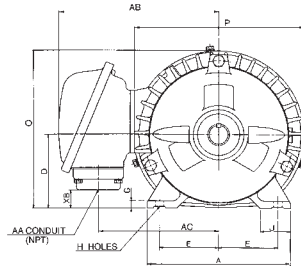
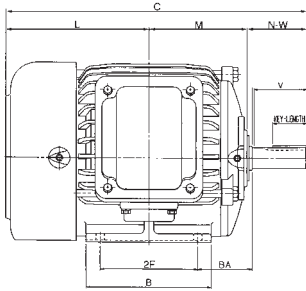


FIGURE 1

FIGURE 2

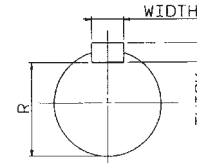
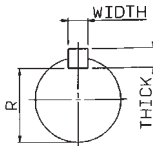
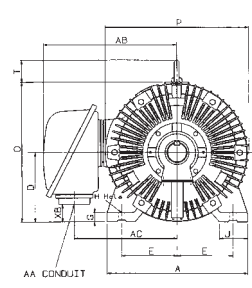
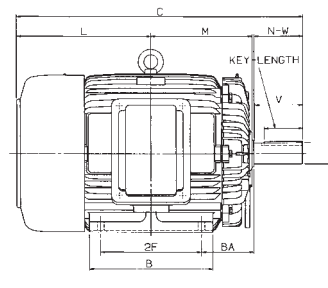
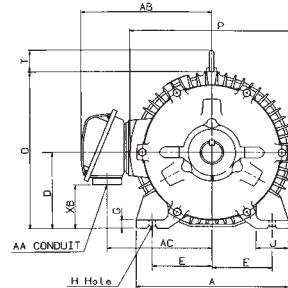
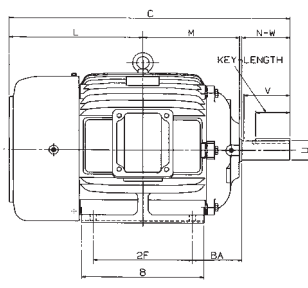


FIGURE 3

FIGURE 4

Dimension in inches

OUTPUT (HP)			FRAME SIZE	FIGURE NO.	MOUNTING													
2P	4P	6P			E	2F	H	BA	A	B	C	D	G	J	L	M	O	P
1.5	1	-	143T	1	2.75	4.00	0.34	2.25	6.70	5.12	12.34	3.50	0.35	1.40	5.84	4.03	7.48	7.97
2	1.5/2	1	145T	1	2.75	5.00	0.34	2.25	6.70	5.90	13.32	3.50	0.35	1.40	6.32	4.53	7.48	7.97
3	3	1.5	182T	2	3.75	4.50	0.41	2.75	8.82	5.90	14.71	4.50	0.65	1.77	6.96	4.87	9.31	9.61
5	5	2	184T	2	3.75	5.50	0.41	2.75	8.82	6.90	15.73	4.50	0.65	1.77	7.48	5.37	9.31	9.61
7.5	7.5	3	213T	2	4.25	5.50	0.41	3.50	9.85	6.90	17.98	5.25	0.70	1.77	8.35	6.10	10.80	11.10
10	10	5	215T	2	4.25	7.00	0.41	3.50	9.85	8.35	19.47	5.25	0.70	1.77	9.09	6.85	10.80	11.10

FRAME SIZE	FIGURE NO.	T	KEY			KEY SEAT R	SHAFT EXTENSION			TERMINAL HOUSING				BEARINGS	
			WIDTH	THICK	LENGTH		N-W	U	V	AA	AB	AC	XB	DRIVE END	NON DRIVE END
143T	1	-	0.188	0.188	1.41	0.771	2.25	0.875	2.20	1/2	7.56	5.63	0.86	6205ZZ	6205ZZ
145T	1	-	0.188	0.188	1.41	0.771	2.25	0.875	2.20	1/2	7.56	5.63	0.86	6205ZZ	6205ZZ
182T	2	1.19	0.250	0.250	1.78	0.986	2.75	1.125	2.70	1/2	8.35	6.38	1.86	6306ZZ	6306ZZ
184T	2	1.19	0.250	0.250	1.78	0.986	2.75	1.125	2.70	1/2	8.35	6.38	1.86	6306ZZ	6306ZZ
213T	2	1.46	0.312	0.312	2.41	1.201	3.38	1.375	3.30	1	9.78	7.34	2.34	6308ZZ	6306ZZ
215T	2	1.46	0.312	0.312	2.41	1.201	3.38	1.375	3.30	1	9.78	7.34	2.34	6308ZZ	6306ZZ

- NOTE:
1. Dimension D tolerance +0.00 inch, -0.03 inch.
 2. Dimension U tolerance +0.00 inch, -0.0005 inch.
 3. Dimension R tolerance +0.00 inch, -0.015 inch.
 4. Dimension V is length of straight part of shaft.
 5. Cable Entry AA In NPT Threaded.

OUTLINE DIMENSIONS

Dimension in inches

OUTPUT (HP)			FRAME SIZE	FIGURE NO.	MOUNTING													
2P	4P	6P			E	2F	H	BA	A	B	C	D	G	J	L	M	O	P
15	15	7.5	254T	3	5.00	8.25	0.53	4.25	11.81	9.85	23.70	6.25	0.66	1.97	11.33	8.06	12.83	13.15
20	20	10	256T	3	5.00	10.00	0.53	4.25	11.81	11.81	25.44	6.25	0.66	1.97	12.19	8.94	12.83	13.15
-	25	15	284T	3	5.50	9.50	0.53	4.75	13.98	11.69	26.80	7.00	0.70	2.95	12.68	9.23	14.52	15.04
25	-	-	284TS	4	5.50	9.50	0.53	4.75	13.98	11.69	25.43	7.00	0.70	2.95	12.68	9.31	14.52	15.04
-	30	20	286T	3	5.50	11.00	0.53	4.75	13.98	13.19	28.30	7.00	0.70	2.95	13.43	9.98	14.52	15.04
30	-	-	286TS	4	5.50	11.00	0.53	4.75	13.98	13.19	26.93	7.00	0.70	2.95	13.43	10.05	14.52	15.04
-	40	25	324T	4	6.25	10.50	0.66	5.25	15.75	12.80	29.93	8.00	1.11	3.15	14.18	10.29	16.27	16.54
40	-	-	324TS	4	6.25	10.50	0.66	5.25	15.75	12.80	28.43	8.00	1.11	3.15	14.18	10.29	16.27	16.54
-	50	30	326T	4	6.25	12.00	0.66	5.25	15.75	14.37	31.42	8.00	1.11	3.15	14.92	11.04	16.27	16.54
50	-	-	326TS	4	6.25	12.00	0.66	5.25	15.75	14.37	29.92	8.00	1.11	3.15	14.92	11.04	16.27	16.54
-	60	40	364T	4	7.00	11.25	0.66	5.88	17.72	13.78	32.57	9.00	1.32	3.54	15.19	11.29	18.02	18.03
60	-	-	364TS	4	7.00	11.25	0.66	5.88	17.72	13.78	30.44	9.00	1.32	3.54	15.19	11.29	18.02	18.03
-	75	50	365T	4	7.00	12.25	0.66	5.88	17.72	14.76	33.55	9.00	1.32	3.54	15.67	11.79	18.02	18.03
75	-	-	365TS	4	7.00	12.25	0.66	5.88	17.72	14.76	31.42	9.00	1.32	3.54	15.67	11.79	18.02	18.03
-	100	75	404T	4	8.00	12.25	0.81	6.62	19.69	15.16	36.30	10.0	1.57	3.94	16.30	12.52	20.04	20.08
100	-	-	405T	4	8.00	13.75	0.81	6.62	19.69	16.73	37.80	10.0	1.57	3.94	17.05	13.27	20.04	20.08
-	125	100	444T	4	9.00	14.50	0.81	7.50	22.05	17.50	42.05	11.0	1.40	4.35	18.80	14.30	22.45	23.30
125	-	-	44TS	4	9.00	14.50	0.81	7.50	22.05	17.50	38.30	11.0	1.40	4.35	18.80	14.30	22.45	23.30
-	150	125	445T	4	9.00	16.50	0.81	7.50	22.05	19.50	44.05	11.0	1.40	4.35	19.80	15.25	22.45	23.30
150	-	-	445TS	4	9.00	16.50	0.81	7.50	22.05	19.50	40.30	11.0	1.40	4.35	19.80	15.25	22.45	23.30
-	200	150	447T	4	9.00	20.00	0.81	7.50	22.05	23.25	47.75	11.0	1.40	4.35	21.75	17.35	23.55	23.30
200	-	-	447TS	4	9.00	20.00	0.81	7.50	22.05	23.25	44.00	11.0	1.40	4.35	21.75	17.15	23.55	23.30
-	250/300	200/250	449T	4	9.00	25.00	0.81	7.50	22.05	27.95	52.75	11.00	1.40	4.35	24.25	19.85	23.55	23.30
250/300	-	-	449TS	4	9.00	25.00	0.81	7.50	22.05	27.95	49.00	11.00	1.40	4.35	24.25	19.65	23.55	23.30

FRAME SIZE	FIGURE NO.	T	KEY			KEY SEAT R	SHAFT EXTENSION			TERMINAL HOUSING				BEARINGS	
			WIDTH	THICK	LENGTH		N-W	U	V	AA	AB	AC	XB	DRIVE END	NON DRIVE END
254T	3	1.97	0.375	0.375	2.910	1.416	4.00	1.625	3.90	1	11.30	8.56	3.22	6309ZZ	6307ZZ
256T	3	1.97	0.375	0.375	2.910	1.416	4.00	1.625	3.90	1	11.30	8.56	3.22	6309ZZ	6307ZZ
284T	3	1.97	0.500	0.500	3.280	1.591	4.62	1.875	4.50	1	12.28	9.84	3.97	6311ZZ	6310ZZ
284TS	4	1.97	0.375	0.375	1.930	1.416	3.25	1.625	3.20	1	12.28	9.84	3.97	6211C3	6211C3
286T	3	1.97	0.500	0.500	3.280	1.591	4.62	1.875	4.50	1	12.28	9.84	3.97	6311ZZ	6310ZZ
286TS	4	1.97	0.375	0.375	1.930	1.416	3.25	1.625	3.20	1	12.28	9.84	3.97	6211C3	6211C3
324T	4	2.32	0.500	0.500	3.910	1.845	5.25	2.125	5.15	2	14.65	11.30	3.59	6312	6212C3
324TS	4	2.32	0.500	0.500	2.030	1.591	3.75	1.875	3.65	2	14.56	11.30	3.59	6312C3	6212C3
326T	4	2.32	0.500	0.500	3.910	1.845	5.25	2.125	5.15	2	14.65	11.30	3.59	6312	6212C3
326TS	4	2.32	0.500	0.500	2.030	1.591	3.75	1.875	3.65	2	14.56	11.30	3.59	6312C3	6212C3
364T	4	2.76	0.625	0.625	4.280	2.021	5.88	2.375	5.75	3	16.81	13.00	2.39	6313	6313C3
364TS	4	2.76	0.500	0.500	2.030	1.591	3.75	1.875	3.65	3	16.81	13.00	2.39	6312C3	6212C3
365T	4	2.76	0.625	0.625	4.280	2.021	5.88	2.375	5.75	3	16.81	13.00	2.39	6313	6313C3
365TS	4	2.76	0.500	0.500	2.030	1.591	3.75	1.875	3.65	3	16.81	13.00	2.39	6312C3	6212C3
404T	4	2.76	0.750	0.750	5.65	2.450	7.25	2.875	7.16	3	19.33	14.76	1.81	6317	6313C3
405T	4	2.76	0.750	0.750	5.65	2.450	7.25	2.875	7.16	3	19.33	14.76	1.81	6317	6313C3
405TS	4	2.76	0.500	0.500	2.76	1.845	4.25	2.125	3.98	3	19.33	14.76	1.81	6313C3	6313C3
444T	4	3.55	0.875	0.875	6.89	2.880	8.50	3.375	8.00	3	23.05	16.95	2.60	6318	6318M/C3
444TS	4	3.55	0.625	0.625	3.03	2.021	4.75	2.375	4.50	3	23.05	16.95	2.60	6314C3	6314M/C3
445T	4	3.55	0.875	0.875	6.89	2.880	8.50	3.375	8.00	3	23.05	16.95	2.60	6318	6318M/C3
445TS	4	3.55	0.625	0.625	3.03	2.021	4.75	2.375	4.50	3	23.05	16.95	2.60	6314C3	6314M/C3
447T	4	4.35	0.875	0.875	6.89	2.880	8.50	3.375	8.00	3	24.00	19.90	2.40	6320	6318M/C3
447TS	4	4.35	0.625	0.625	3.03	2.021	8.50	2.375	4.50	3	24.00	17.90	2.40	314C3	6314M/C3
449T	4	4.35	0.875	0.875	6.89	2.880	8.50	3.375	8.00	3	24.00	17.90	2.40	6320	6318M/C3
449TS	4	4.35	0.625	0.625	3.03	2.021	8.50	2.375	4.50	3	24.00	17.90	2.40	6314C3	6314M/C3



TECO   **Westinghouse**

5100 N. IH-35
Round Rock, TX 78681
1-800-451-8798
www.tecowestinghouse.com